

MANISCOPIC

MHT 10160 L

Turbo

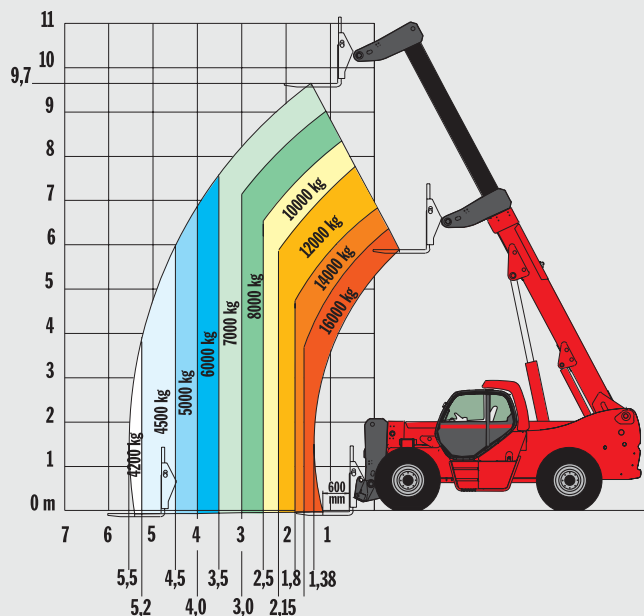
- Capacity : 16000 kg
- Lift height : 9,70 m
- Maximum forward reach : 5,50 m
- Engine : 170 HP
- 4 wheel steer – 4 wheel drive
- Hydrostatic transmission
- Frame levelling 10°/10°



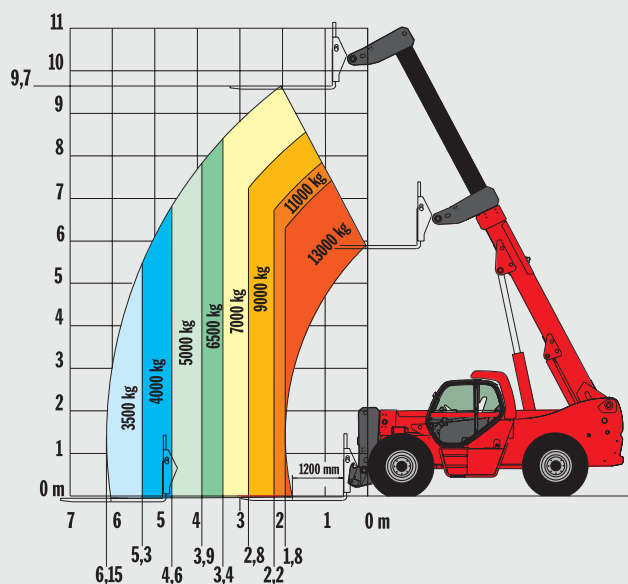
 **MANITOU**

MHT 10160 L TURBO

LOAD CENTRE AT 600 MM



LOAD CENTRE AT 1200 MM



ENGINE

Diesel MERCEDES OM 904 LA Turbo – Intercooler – Air / Air

Capacity : 4 cylinders / 4250 cm3
 Power (ISO/TR 14396) : 170 HP / 125 kw
 Rated speed : 2300 r.p.m.
 Maximum torque at 1200 r.p.m. : 660 Nm

Electronic injection (4 injection pumps and 4 injectors)

Fan : puller
 Cooling : water

Water radiator, with double-speed hydraulic fan (2000 to 3000 r.p.m.)

Anti-polluting standards : EUR2
 Air filter (type / micron) : cartridge / 3
 Battery : 12 Volts
 Capacity : 120 Ah

LIFT CAPACITY / HEIGHT

Load centre	at 600 mm	at 1200 mm
Lift capacity :	16000 kg	13000 kg
Capacity at max. height	7000 kg	7000 kg
Capacity at max. front reach :	4200 kg	3500 kg
Lift height :	9,70 m	9,70 m
Maximum front reach :	5,50 m	6,15 m

TRANSMISSION

Hydrostatic transmission **REXROTH**

Hydrostatic variable flow pump : 125 cm3
 Hydrostatic variable cylinder engine : 160 cm3
 Reversing shift : electro-magnetic
 Differential central : YES

2 forward and reverse speeds :

Low speed : 10 km/h
 Fast speed : 25 km/h

HYDRAULICS

Main pump : Piston Load Sensing Haute pression

Capacity : 75 cm3
 Maximum pressure : 350 bar
 Flow : 170 L/mn
 Max. flow on attachment (at 350 bar) : 140 L/mn

Steering pump :

Type : Load sensing
 Maximum pressure : 210 bar

Power brake circuit pump :

Type : **REXROTH**
 Capacity : 25,7 cm3
 Maximum pressure : 40 bar
 Flow : 59 L/mn

Hydraulic oil radiator :

2 continuous fans
 2 automatic fans

Distributor : Big flow hydraulic proportional REXROTH (280 to 300 L/mn) with 4 closed centre elements

Drive Type :

Proportional hydraulic joystick with 3 movement combination

- 1- Lifting / Crowding
- 2- Boom extension / Attachment
- 3- Lifting / Boom extension

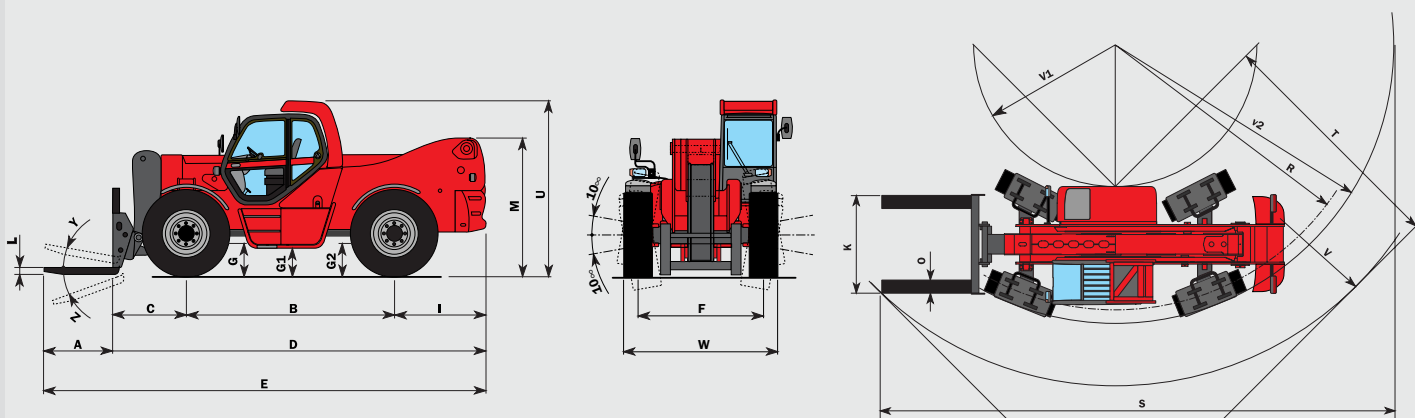
Flexibles :

TP tube type with high pressure type flexible links

Filtration degree (micron) :

Suction : 250 mic
 Return : 10 mic
 Filtration air tank : 10 mic

DIAGRAMMES



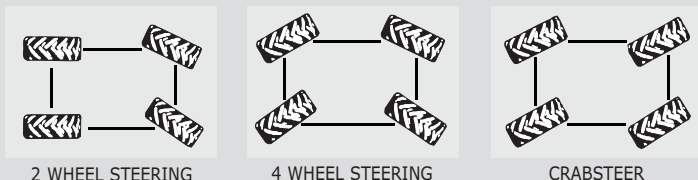
A	B	C	D	E	F	G	G1	G2	I	K	L	M	O	R	S	T	U	V	V1	V2	W	Y	Z
1500	3650	1335	6605	8105	2000	685	445	685	1620	2000	80	2300	200	5445	10345	4255	2935	6810	2870	5685	2500	12°	105°

AXLES

OMCI (stacker) Heavy Duty type, oil bath with epicycloidal reduction with 3 satellites Integrated steering cylinders with double action in high position

Frame levelling 10°/10° on front axle

3 steering modes:



BRAKES

Type : oil bath multidisc
 Drive type : hydraulic
 On axle : front + rear

Parking brake on front and rear axles :
 Oil bath multidisc negative parking brake

TYRES

Model : 16.00 R 25 XRB
 Pressure : 10 bar
 Drawbar pull : 15500 daN

LIFTING/TELESCOPING MOTIONS

Unladen lifting : 25 sec
 Unladen lowering : 17 sec

Unladen extending internal telescope : 14 sec
 Unladen retracting internal telescope : 11 sec

FORKS

Standard equipment TFF 10750
 Dimensions : 200 x 80 x 1500 mm
 Weight of forks : 560 kg

WEIGHT

Total weight without equipment : 22300 kg
 Total weight unladen with forks : 23615 kg
 Total weight laden with forks : 39615 kg

Load on axle with standard equipment (unladen)

On front axle, boom retracted : 9430 kg
 On rear axle, boom retracted : 14185 kg

Load on axle with standard equipment (laden)

On front axle, boom retracted : 34200 kg
 On rear axle, boom retracted : 5415 kg

CAPACITIES

Cooling circuit : 16 L
 Engine oil : 8,1 L
 Equipment hydraulic oil : 290 L
 Fuel tank : 200 L

STANDARD EQUIPMENTS

- ROPS-FOPS cabin
- GRAMMER seat
- Front and rear wipers
- Driving lights
- Rotating beacon
- Left rearview mirror
- Safety device with automatic lock of aggravating movements
- Safety valves on cylinders
- Heating

OPTIONS

- Air conditioning
- Comfort seat
- Roof wipers
- Cabin rearview mirror

MHT 10160 L TURBO

MHT 10160 L TURBO



OPTIONAL ATTACHMENTS



Tyre handler



Bucket



Cylinder carriage

EQUIPMENTS CUSTOMIZED TO ORDER

This publication in no way constitutes an offer and the company reserves the right to alter specification without prior notice. The MANITOU models presented in this brochure can be supplied complete with optional equipment attachments.



MANITOU BF SA
B.P. 249 - 44158 Ancenis Cedex - France
Tél. : 33 2 40 09 10 11 / Export Department Fax : 33 2 40 09 10 97
www.manitou.com

700017EN

