

# MANISCOPIC **MHT 860 LT**

LSU


*Evolution*




- Capacity : 6000 kg
- Lift height : 8.10 m
- Engine : 144 cv
- 4 wheel steer – 4 wheel drive
- Hydrostatic transmission
- Frame levelling 10°/10°
- JSM : an « all in one » system


# MHT 860 LT LSU *Evolution*

 **Lifting capacity**.....6000 kg  
(load centre at 600 mm from forks heels)  
Tipping load at maximum reach .....1800 kg


 **Lifting height** : .....8.10 m  
Times :  
Lifting .....9.8  
Lowering .....7.8  
Boom extension .....11.3  
Boom retraction .....6.7


 **Tyres** .....18-22.5 16 PR

 **Forks** (mm)  
Length .....1200  
Width x thickness.....200 x 60  
Maximum distance between forks .....1750  
Carriage rotation .....134°

 **Brakes**  
oil bath muldisc brakes on front and rear axles


 **Axles**  
Frame levelling .....+/-10°  
Oscillating rear axle

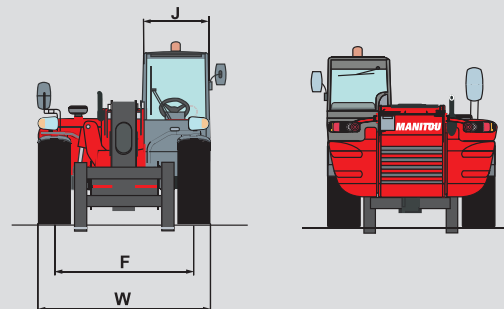
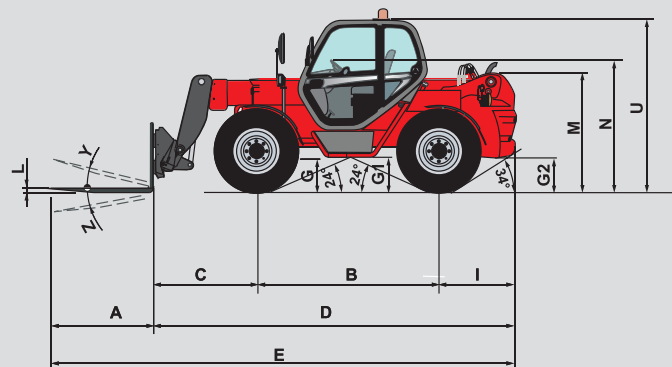
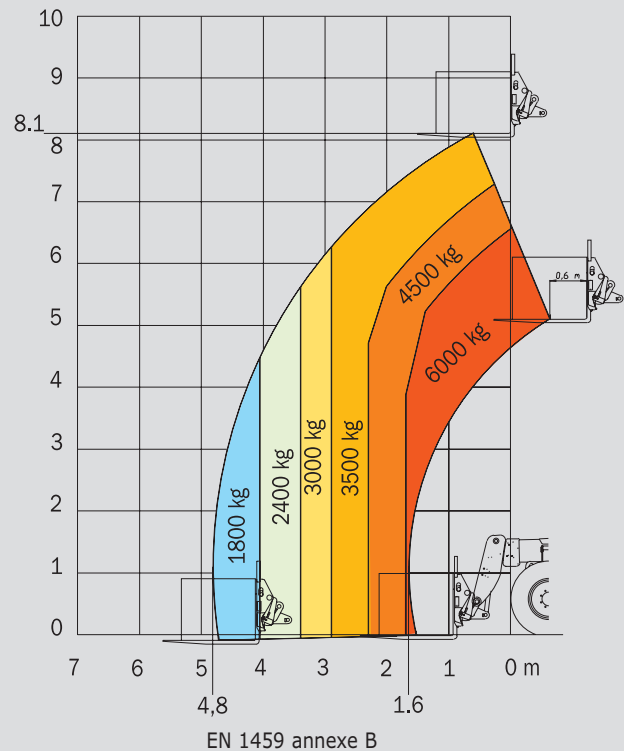
 **Perkins engine Stage III A**  
1104 D - E 44 TA .....4 cylindres - 4400 cm<sup>3</sup>  
Power (ISO/TR 14396) : .....144 HP/106 kw  
Maximum torque :  
(ISO/TR 14396).....556 Nm at 1400 tr/mn  
Direct injection .....electronic  
Water cooling

 **Hydrostatic transmission**  
Hydraulic variable displacement pump and motor  
Reversing shift .....electromagnetic  
Gearbox.....2 speeds  
Max. travel speed .....28 km/h

 **Hydraulic**  
Variable displacement pump...140 l/mn-275 bars  
Proportionnal valve bank  
Monolever **J.S.M (Joystick Switch and Move)**  
Flow divider with low sensing device for steering

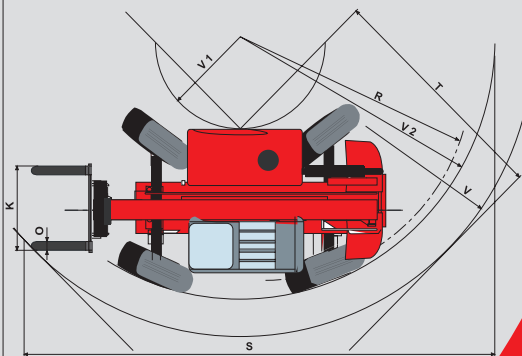
 **Capacities**  
Hydraulic oil.....140 l  
Fuel tank.....120 l

 **Weight unladen** (with forks).....11580 kg  
**Overall height** .....2.46 m/2.47m with air con.  
**Overall width**.....2.40 m  
**Overall length** (at forks carriage) .....5.36 m  
**Ground clearance**.....0.41 m  
**Turning radius** (outside wheels) .....3.78 m  
**Drawbar pull** .....10500 daN



A	1200
B	2730
C	1540
D	5365
E	6565
F	1930
G	410
G1	450
G2	410
I	1095
J	865
K	1750
L	60
M	1700
N	1845
O	200
R	3560
S	7883
T	4406
U	2460
V	5205
V1	1130
V2	3780
W	2400
Y	11°
Z	123°

mm



This publication in no way constitutes an offer and the company reserves the right to alter specification without prior notice. The MANITOU models presented in this brochure can be supplied complete with optional equipment attachments.

MANITOU BF SA

B.P. 249 - 44158 Ancenis Cedex - France  
Tel. : 33 2 40 09 10 11 / Export Department Fax : 33 2 40 09 10 97  
www.manitou.com

700301EN-C - 04/08

